

FUT089 RGB-W LED Controller

FUT089 is the 2.4GHZ RF wireless synchronization RGBW controller.

- 8 zone control
- CCT adjustable
- Set up to 16 million colors
- Contextual mode
- Bright dim control



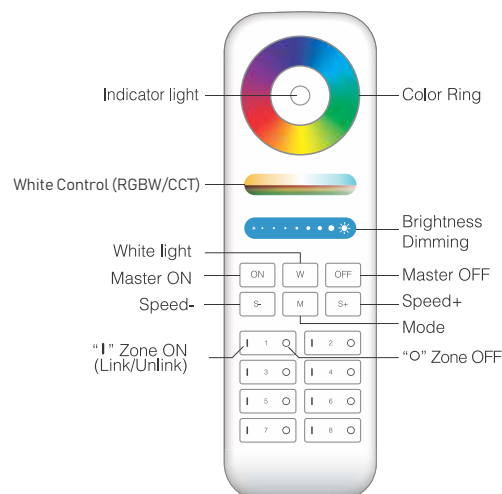
1. Product Parameter:

Input Voltage	DC 1.5V (2x AAA Battery) (3VDC Total)
Zone Control	8 zones
Working Frequency	2.4GHZ
RF Remote Distance	22.8m (75ft) Clear line of sight
Modulation method	GFSK
Transmitting power	6dBm
Standby Power	15uA
Size	L 153mm (6.02") x W 47mm(1.8") x H 19mm(0.74")

2. Product Dimensions

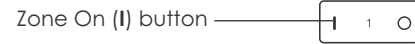


3. Operation Panel and Component Instruction



4. Pairing/Unpairing with LS2 receiver

Pairing:



- Turn **OFF** LS2 receiver by disconnecting the power, then turn **ON** by reconnecting the power after about 5 seconds.
- Before pressing anything on the **FUT089 remote controller**, press “I” button on the desired zone 3 times quickly. Connected LED fixture light will blink 3 times when the pairing is done.
- Check the indicator light on LS2 receiver according to connected LED fixture. (eg. For RGB mode indicator light should be red). Touch the color wheel to make sure that device is paired and changes the color.

Unpairing:

- Turn **OFF** LS2 receiver by disconnecting the power, then turn **ON** by reconnecting the power after about 5 seconds.
- Before pressing anything on the **FUT089 remote controller**, press “I” button on desired zone you wish to unpair 5 times quickly. Connected LED fixture light will blink 10 times when the receiver is unpaired.

Note: Changing a receiver to a different zone can be done using the above steps. Unpair it first from current zone, then pair it to new zone number.

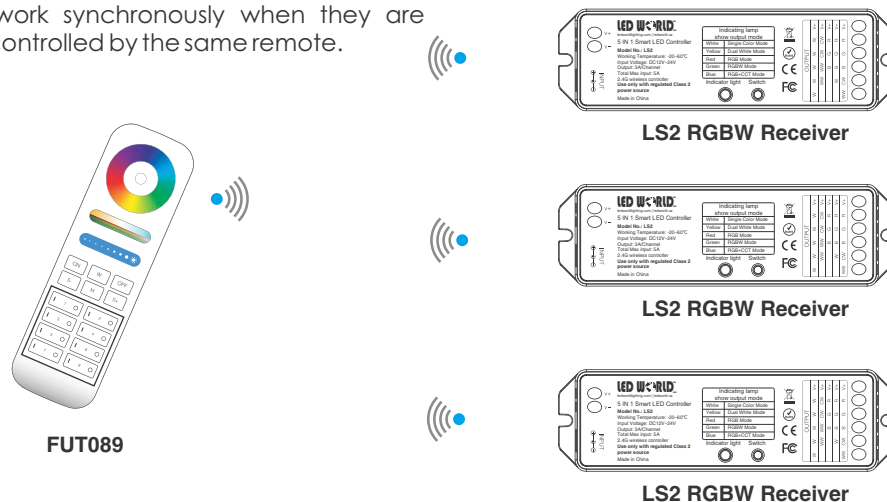
Tip: Press **‘Master ON’** on FUT089 remote to control all zones together

5. Mode Changing Table

Number	Dynamic Mode		Description
	Brightness, Color Temp	RGB/RGBW/RGB+CCT	
1	White gradual change	Colors gradual change	Adjustable Brightness/Speed
2	White jump to change	White gradual change	Adjustable Brightness/Speed
3	White gradual + jump to change	RGB color gradual change	Adjustable Brightness/Speed
4	NC	7 colors jump to change	Adjustable Brightness/Speed
5	NC	Random jump to change	Adjustable Brightness/Speed
6	NC	RGB gradual + Jump to change	Adjustable Brightness/Speed
7	NC	Green gradual + Jump to change	Adjustable Brightness/Speed
8	NC	Blue gradual + Jump to change	Adjustable Brightness/Speed
9	NC	White gradual + Jump to change	Adjustable Brightness/Speed

6. Auto synchronization function

Different receivers can work synchronously when they are started at different times, controlled by the same remote.



7. Auto transmitting function

One receiver can transmit the signal from remote control to another receiver within 22.8m (75ft) as long as there is a receiver within same distance.