

480W LED Grow Light Panel

Model: C-16



Features

- Meets new UL 8800 Horticultural standard
- Optimized light spectrum for faster plant growth
- Low power consumption
- Rated for use in damp locations
- 105° LED lens to cover large light area
- Optimized airflow design inside the housing
- Cooling fans to keep the heating minimal
- Included mounting eyelets and kit for easy mounting

Applications

- Indoor commercial grow houses
- Commercial greenhouses


Specifications

Power	480W
Cluster Amount	16 (16 COB LEDs, 16x 6 White SMD 3535 LEDs)
Spectrum	Full Spectrum
Input Voltage	AC 100~250V 50/60Hz
Lens	105°
Housing Material	Aluminum side panel, Front & Real metal panel
Install Location	Indoor Damp location use
Equivalent To	900W MH/HPS
Max Grow Tent size	4 x 4(ft) / 4 x 5(ft)
Starting Time	< 1 second
Operating Temp	-20°C ~ 40°C (-4°F ~ 104°F)
Dimensions	555 L x 555 W x 70 H mm (21.4"L x 21.4"W x 2.7"H)
Weight	13.1kg (28.8 lbs)

Design Features



Spectrum Optimized COB LEDs with 105° Lens



Air Outlets

Mounting Eyelets

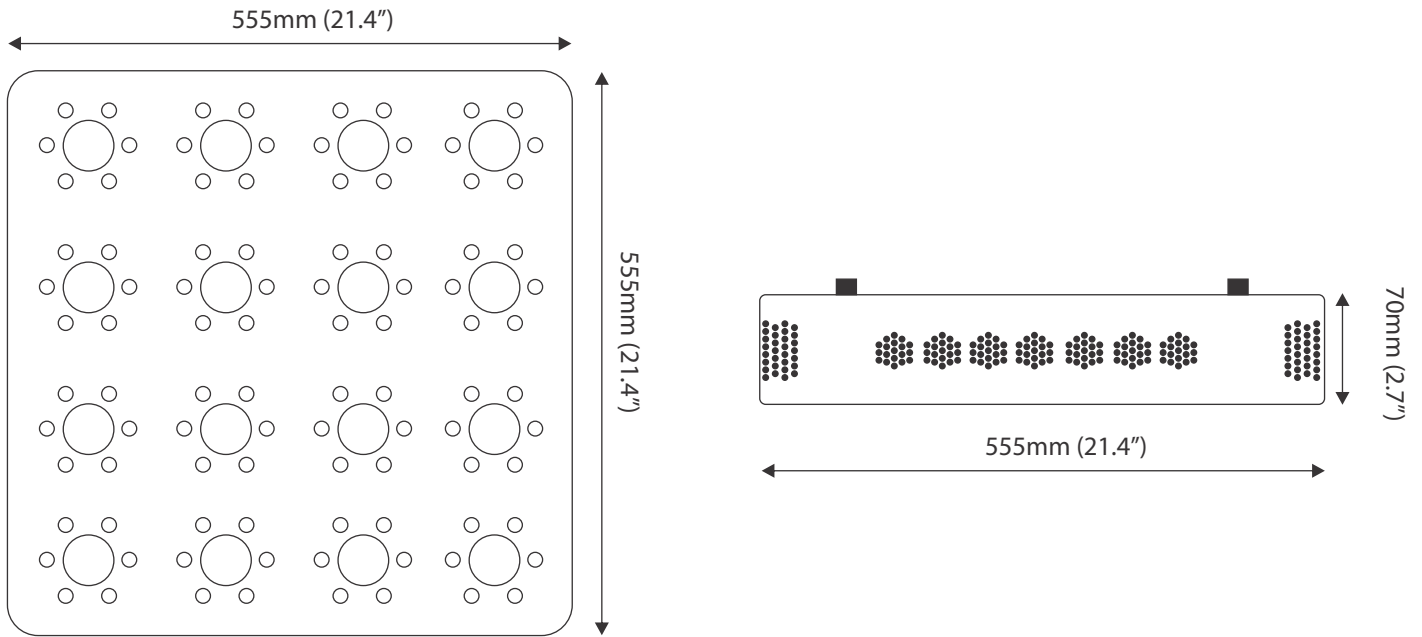
Cooling Fans

AC Input

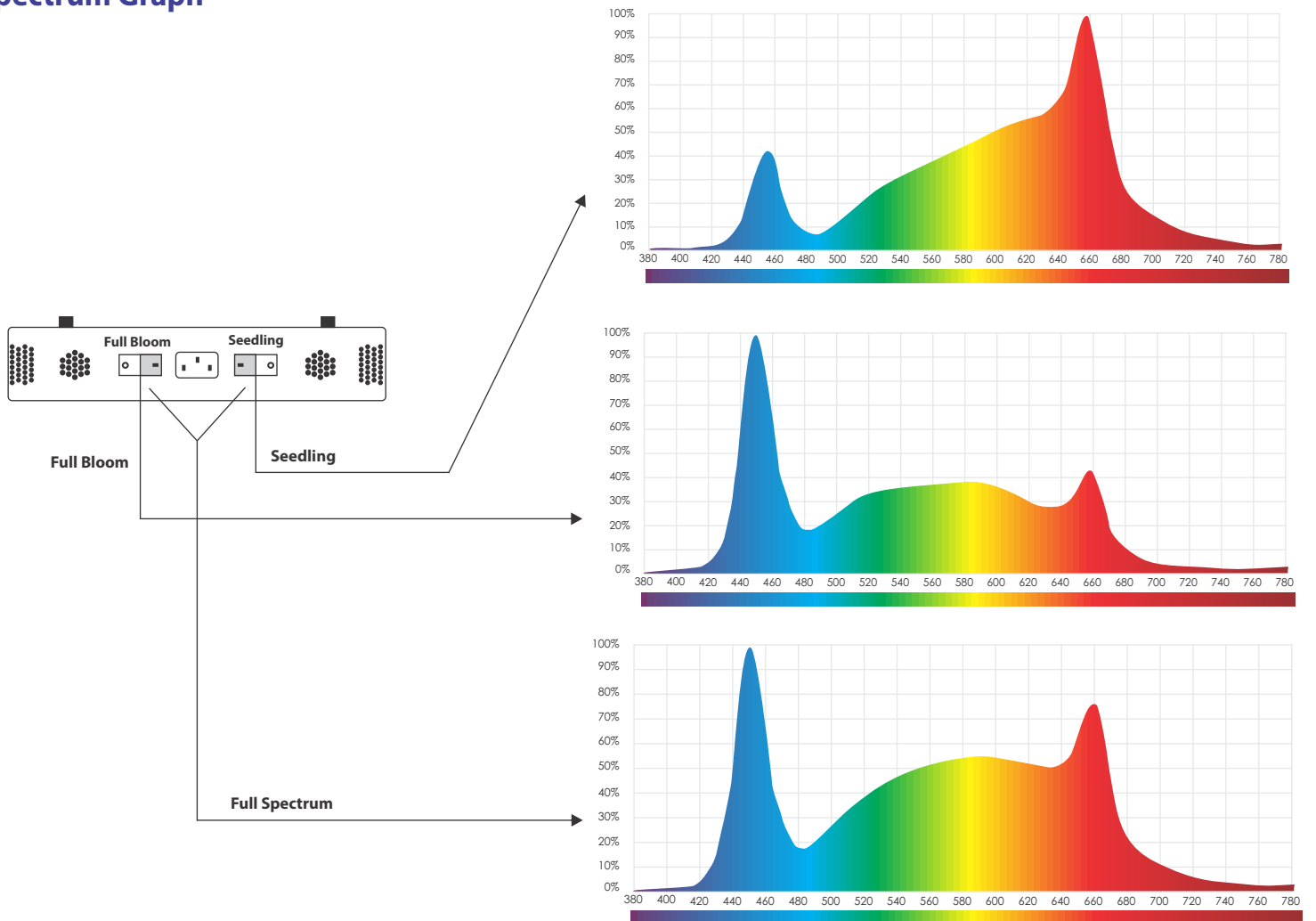
480W LED Grow Light Panel

Model: C-16

Product Dimension



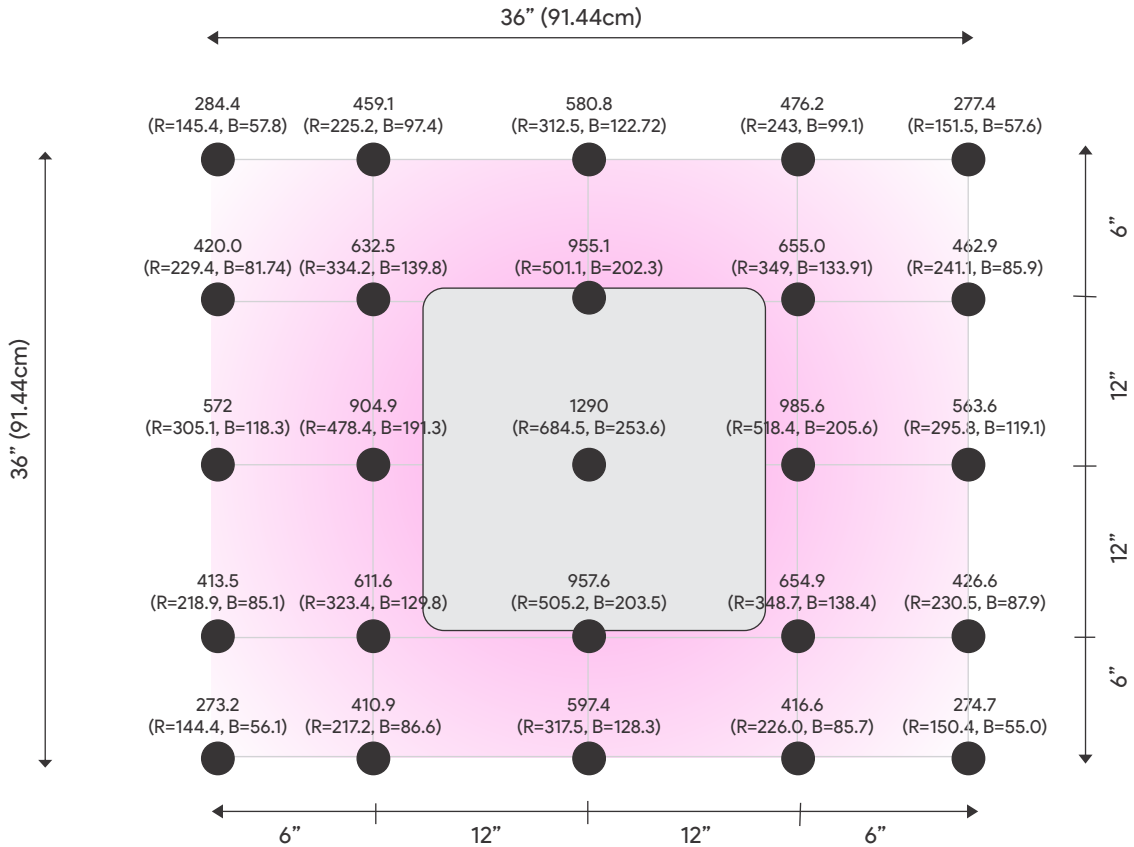
Spectrum Graph



480W LED Grow Light Panel

Model: C-16

C-16 Grow panel at 24" height



C-16 Grow panel at 36" height

