

30W 24V Class 2 Triac / 0-10V Dimmable Driver

Model : MD-024-030VTDHV2

LED WORLD
ledworldlighting.com | ledworld.ca
1-800-387-4081



FEATURES

- Constant Voltage Output
- Universal AC input: 100~277VAC
- Power Factor > 0.99
- High efficiency > 80%
- Protection : Short circuit / Over Loading / Over temperature
- Suitable for use in dry, damp and wet indoor/outdoor locations
- Easy installation
- Free Air convection cooling
- Compatible with leading edge and trailing edge Triac Dimmers
- Flicker-free PWM dimming
- 0-10V dimming
- Full protection aluminum housing
- cULus listed
- Suitable for LED lighting and sign lighting applications
- 6 Knockouts for easy wiring



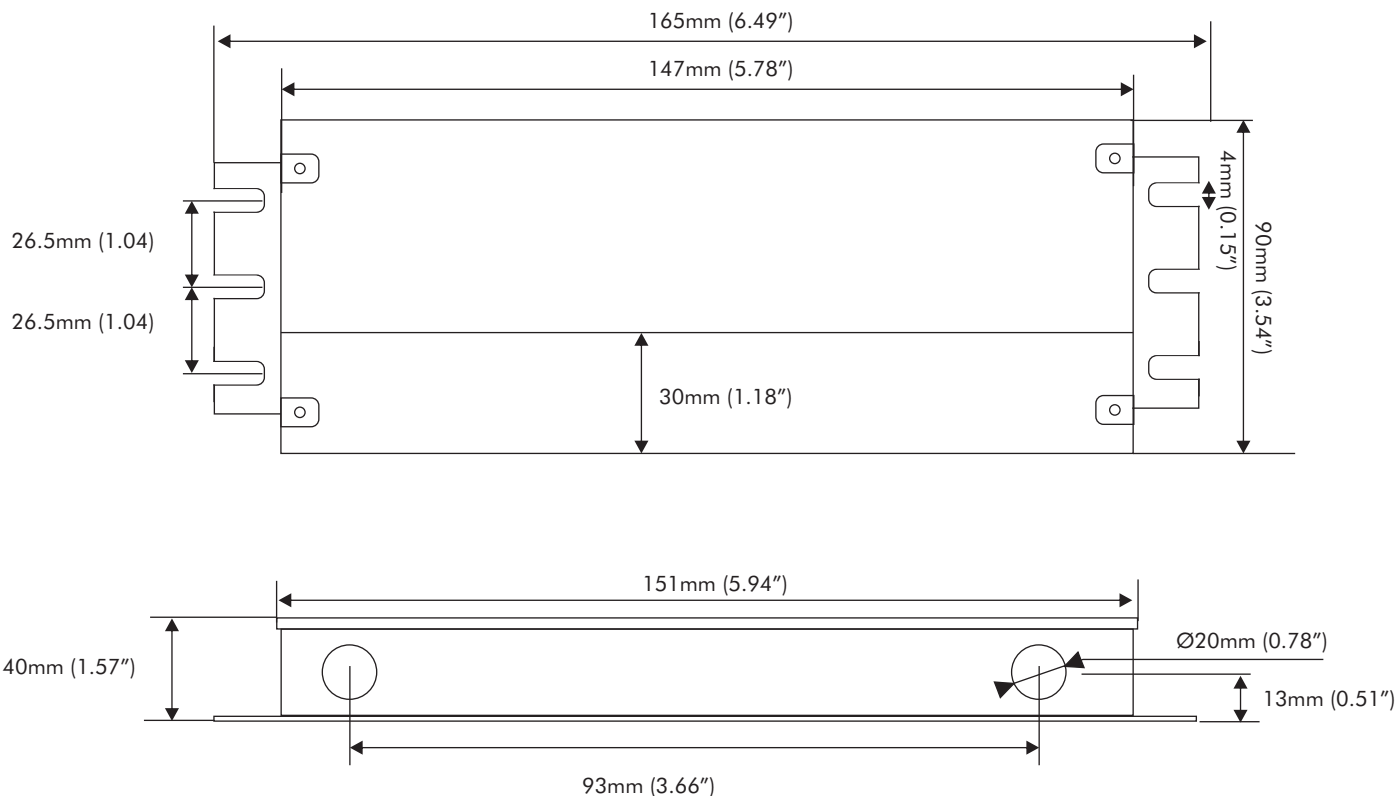
SPECIFICATIONS

Output	DC Voltage	24V
	Voltage	±0.5V Tolerance, ±0.5% Regulation
	Rated Current	1.25A
	Rated Power	30W
Input	Voltage Range	100~277VAC
	Frequency Range	47~63Hz
	Power Factor (Typ.)	0.99 @ 120VAC, 0.95 @ 277VAC
	Efficiency (Typ.)	> 79% @ 120VAC, >80% @ 277VAC
	AC Current (Typ.)	0.5A @ 100VAC
	Inrush Current (Typ.)	7A, 50%, 420us @ 120VAC 12A, 50%, 480ms @ 277VAC
	Leakage Current	< 0.50mA
	THD	< 20%
Protection	Short Circuit	Shutdown o/p voltage, re-power to recover after short circuit
	Over Temperature	100°C±10°C shutdown o/p voltage, automatically recovers after cooling
	Over Loading	≤ 120% Hiccup mode, recovers automatically after loading situation
Environment	Working Temp.	-40°C ~ 60°C (-40°F ~ 140°F)
	Working Humidity	20~90 % RH, non-condensing
	Storage Temp. Humidity	-40°C ~ 80°C, 10~95 % RH
	Temp. Coefficient	±0.03% / °C (0°~50°C)
Safety & EMC	Vibration	10~500Hz, 5G 10min/1 cycle, period for 60min each along X, Y, Z axes
	Safety standards	UL8750 CAN/CSA-C22.2 NO.250.13
	Withstand voltage	I/P-O/P:3.75KVAC
	Isolation Resistance	I/P-O/P: 100MΩ/500VDC/25°C/70%RH
Other	EMC EMISSION	FCC Part 15 B
	Net. Weight	0.95Kg (2.09lbs)
	Size	165L x 90W x 40H mm (6.49" x 3.54" x 1.57")

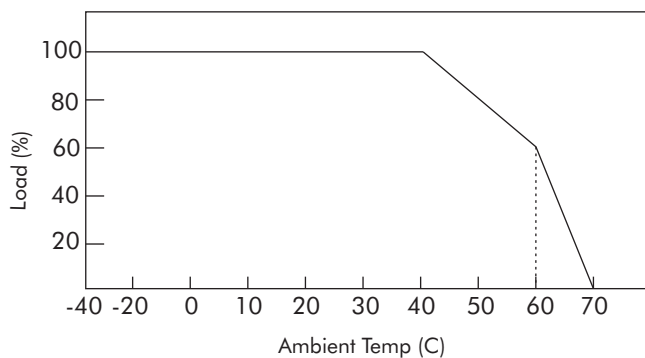
60W 24V Class 2 Triac / 0-10V Dimmable Driver

Model : MD-024-060VTDHV2

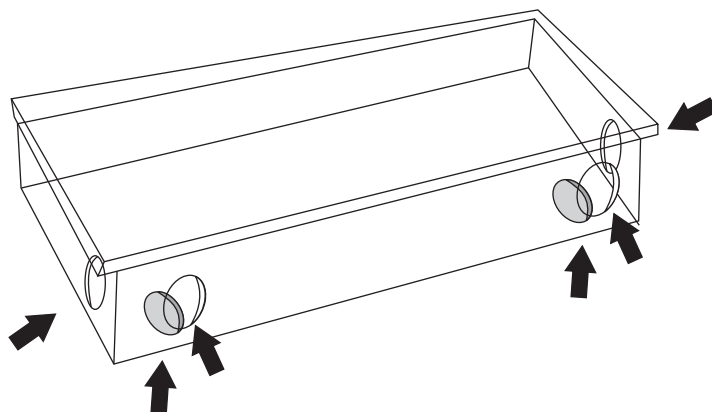
PRODUCT DIMENSION



DERATING CURVE



KNOCKOUTS



DIMMING OPERATION

- The Pulse-Width Modulation (PWM) of output voltage can be adjusted through input terminal of the AC phase line(L) by connecting a triac dimmer
- Match with leading edge Triac Dimmer (Can customized as a driver only matching trailing edge Triac Dimmers if needed)
- Use dimmers with power at least 2.5 times as the output power of the driver
- For forward phase, magnetic low voltage and Triac dimmers
- 0-10V Dimming: Dim(+) Purple wire to 0-10V dimmer signal(+), Dim(-) Grey wire to 0-10V dimmer signal(-)

WARNING

- Check polarity
- Risk of Electric Shock. Indoor use only. Suitable for dry and damp locations.
- Risk of Fire. Installation involves special wiring methods to run wiring through a building structure. Consult a qualified electrician.
- Risk of Electric Shock. Mount the unit at a height more than 1 ft (30cm) from the ground